

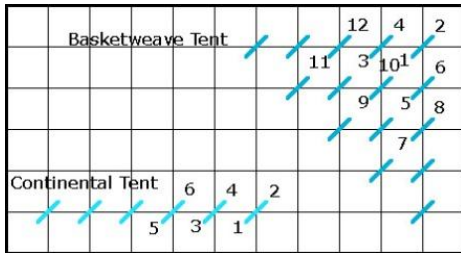
X41 Wreath Mitten Stitch Guide

14" x 9" #14 mesh canvas

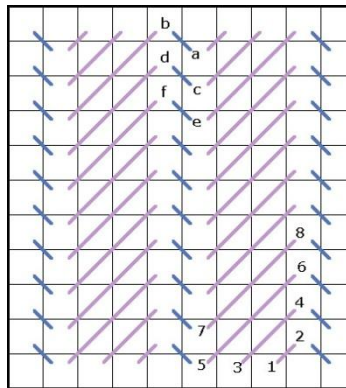


They hung the mittens on the chimney with care ... Needlepoint mittens the size of full sized stockings ... finished just like stockings. X41 Wreath Mitten is a great way to expand your needlepoint knowledge! You will learn 4 decorative stitches, on this 14" x 9" #14 mesh hand-painted needlepoint canvas. Each decorative stitch area is uniquely created to highlight each stitch step, adapting them to specific areas. Compensation is painted on the canvas. 2 step color stitch diagrams included.

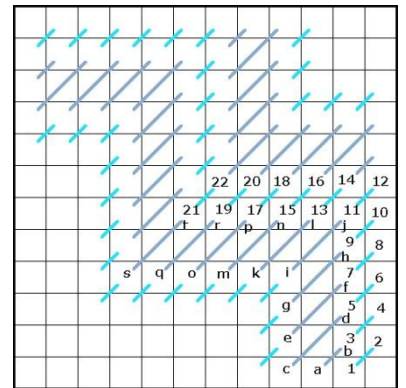
Area 0
Tent Stitch



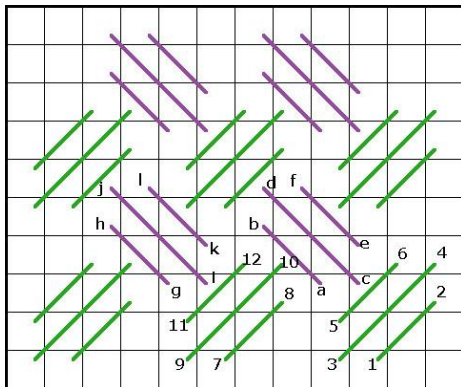
Area 1
Corduroy Stitch



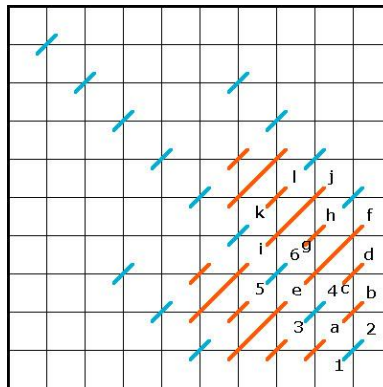
Area 2
Jacquard Stitch



Area 3
Criss Cross Hungarian Stitch



Area 4
Mosaic Stripe Stitch



Thread Pull List:

Area	Stitch	Thread Choice
0	Tent Stitch	
1	Corduroy Stitch - Step 1	
	Corduroy Stitch - Step 2	
2	Jacquard Stitch - Step 1	
	Jacquard Stitch - Step 2	
3	Criss Cross Hungarian Stitch - Step 1	
	Criss Cross Hungarian Stitch - Step 2	
4	Mosaic Stripe Stitch - Step 1	
	Mosaic Stripe Stitch - Step 2	