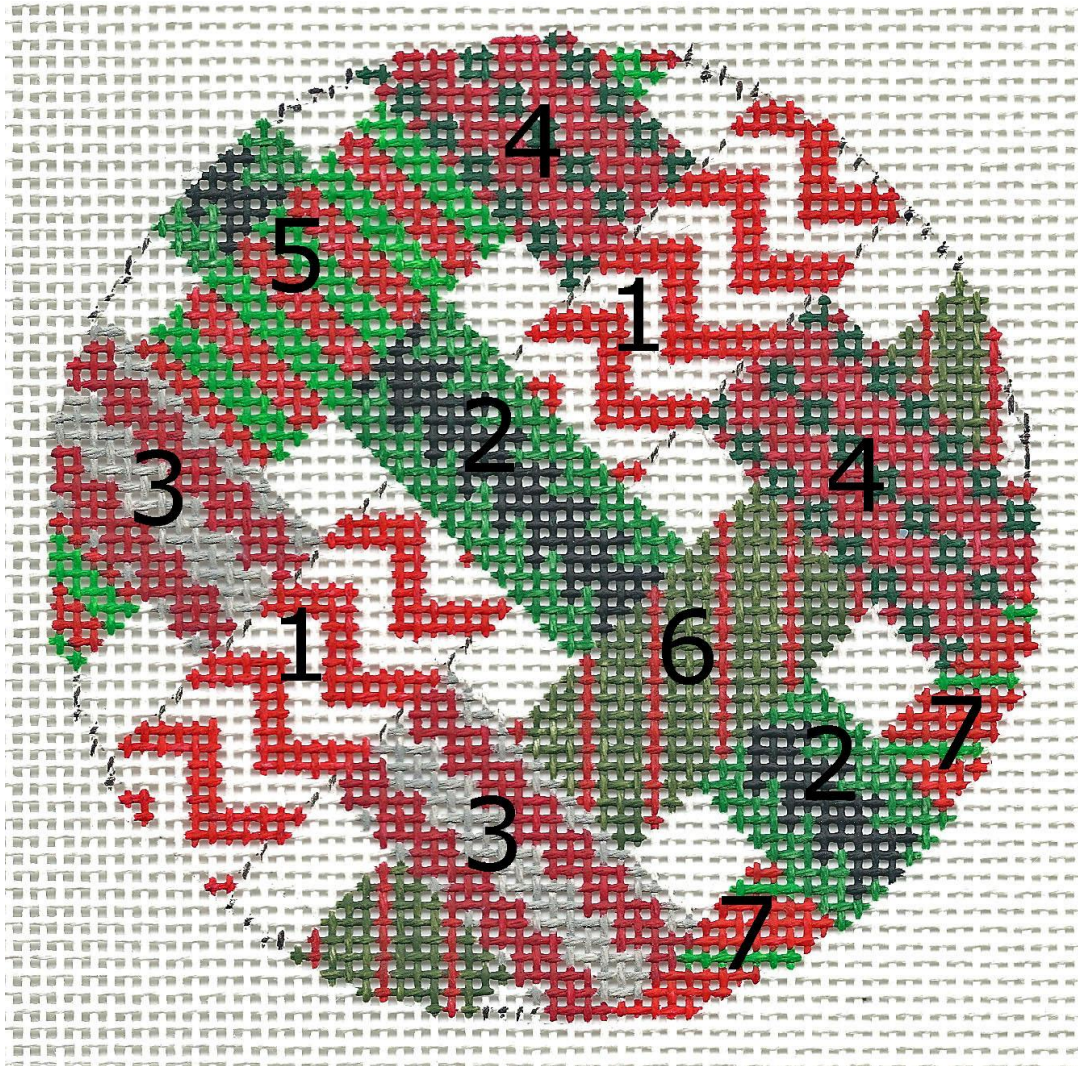


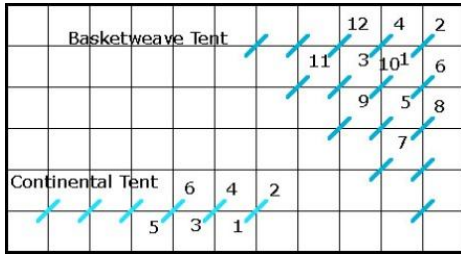
X29 River Silks Ribbon Ball Stitch Guide

4" round 14 mesh canvas

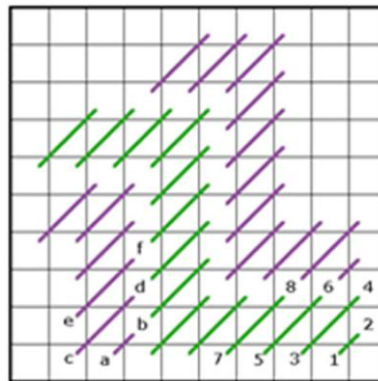


X29 Ribbon Ball is a great way to expand your needlepoint knowledge! You will learn 7 decorative stitches, on this 4" round #14 mesh hand-painted needlepoint canvas. This ornament combines easy to follow Painted Stitches and River Silks Christmas Collection threads. Each decorative stitch area is uniquely created to highlight each stitch step, adapting them to specific areas. Compensation is painted on the canvas. 2 step color stitch diagrams included.

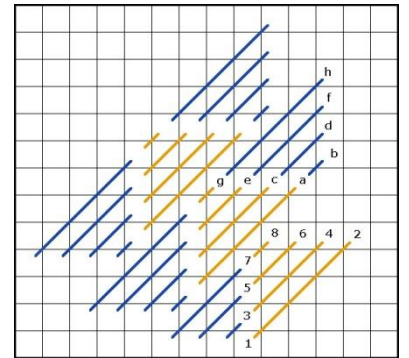
Area 0
Tent Stitch



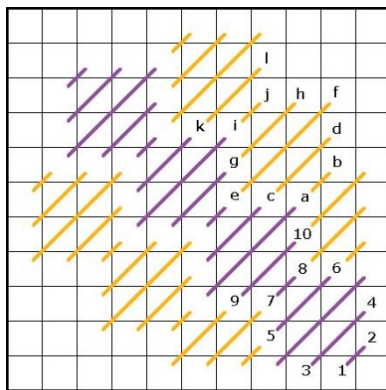
Area 1
Byzantine Stitch



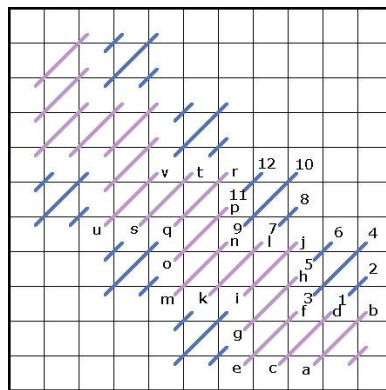
Area 2
Milanese Stitch



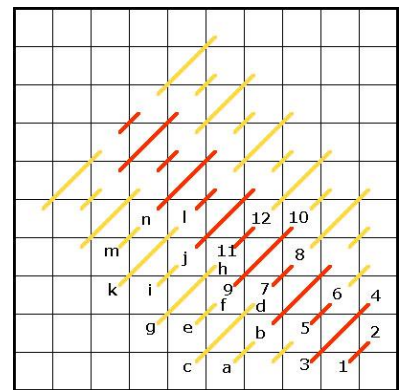
Area 3
Diagonal Scotch Stitch



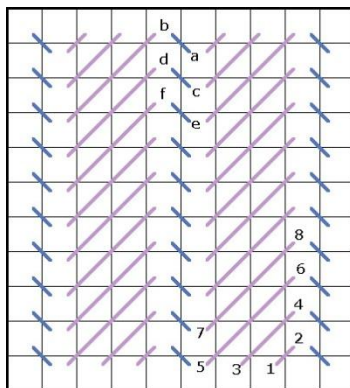
Area 4
Diagonal Hungarian Ground



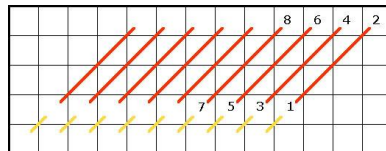
Area 5
Diagonal Florentine Stitch



Area 6
Corduoy Stitch



Area 7
Slanted Gobelin Stitch



Area	Stitch	Thread
0	Long Tent Stitch (background)	River Silks 202
1	Byzantine Stitch - Step 1	River Silks 157
	Byzantine Stitch - Step 2	River Silks 230
2	Milanese Stitch - Step 1	River Silks 172
	Milanese Stitch - Step 2	River Silks 241
3	Diagonal Scotch Stitch - Step 1	River Silks 236
	Diagonal Scotch Stitch - Step 2	River Silks 200
4	Diagonal Hungarian Ground- Step 1	River Silks 172
	Diagonal Hungarian Ground- Step 2	River Silks 236
5	Diagonal Florentine Stitch - Step 1	River Silks 243
	Diagonal Florentine Stitch - Step 2	River Silks 158
6	Corduroy Stitch - Step 1	River Silks 158
	Corduroy Stitch - Step 2	River Silks 242
7	Slanted Gobelin Stitch - Step 1	River Silks 243
	Slanted Gobelin Stitch - Step 2	River Silks 157

