


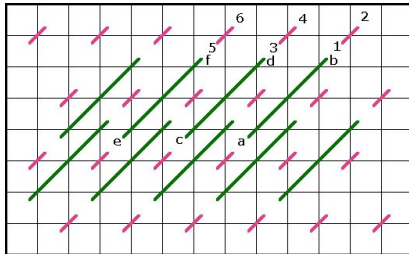
PS04 Painted Stitches Ladybug Stitch Guide

5" x 5" 14 mesh canvas



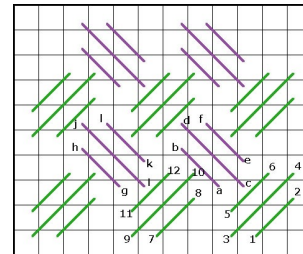
Simple, fun, and colorful PS04 Painted Stitches Ladybug is surefire way to learn decorative stitches and expand your needlepoint knowledge! The canvas is uniquely created to highlight each stitch step! You will learn 3 decorative stitches, adapting them to specific areas, on this 5" x 5" #14 mesh canvas. This is a great beginners piece or stash sticher.

Block 1



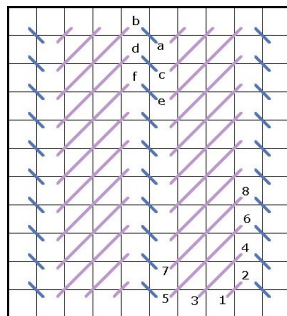
Nobuko Stitch

Block 2



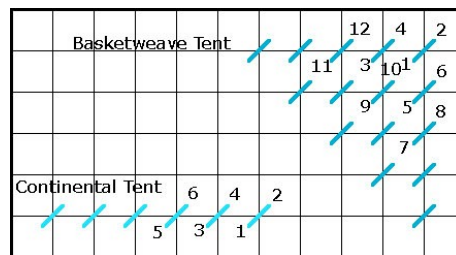
Criss Cross Hungarian Stitch

Block 3



Corduroy Stitch

Block 4



Tent Stitch

Area	Stitch	Thread Color—suggested threads below
1	Nobuko Stitch	Dark Green (Vineyard Merino #M-1144 Golf) Light Green (Vineyard Merino #M-1060 Spring)
2	Criss Cross Hungarian Stitch	Red (Kreinik #16 Braid 5505 Red Pepper) Pink (Rainbow Gallery Silk Lame Braid, SL26)
3	Corduroy Stitch	Dark Pink (Vineyard Silk #C-005 Paradise) Orange (Vineyard Silk #C-026 Nectarine)
4	Tent Stitch	Black (Kreinik #16 Braid 005 Black)

Notes:

- I used beads to cover the open mesh of the Criss Cross Hungarian Stitch. (Sundance Beads, size 11, pink #583)
- Reverse Mosaic Stitch can be used for the eyes. (Long stitch over 2, short stitch over 1)
- Scotch Stitch can be used for the end of the antennae.
- All other black stitches are tent stitch.